



\*Pictures are for illustration purposes only  
\*Products may vary in appearance

**GENERATOR**

Prime power: kVA/kW	130/104	Base fuel tank running: hrs	24
Standby power: kVA/kW	143/114	Fuel tank capacity: L	620
Phase	3	Structure Type	R
Voltage: V	415	Dry weight: Kg	2259
Ampage: A	181	Dimensions: LxWxH(mm)	3312 x 1174 x 1974

**ENGINE**

Brand	Cummins	Intake system	Turbocharged
Model	6CTAA5.9-G2	Injection type	Direct
Cylinders	6	Cooling system	Water cooled
Displacement: L	5.9	Battery: V	12/24
Bore: mm	102	Fuel tank capacity: L	620
Stroke: mm	120	Coolant capacity: L	34
Compression ratio	16.8	Oil capacity: L	14.2
Rated rpm	1500	Air filter	Dry
Engine governor	Electrical S6700E	Noise level @ 7m: dBA	64.5
Standby power: kW	130	Fuel consumption:	---
Prime power: kW	120	50% Load: L/H	16.0
		100% Load: L/H	30.0

**ALTERNATOR**


Brand	Stamford	Voltage: V	415
Model	UCI274E	Ampage: A	181
Exciter	Brushless	Frequency: Hz	50
Terminals	12	Phase	3
Drip proof	IP23	A.V.R model	SX460
Overspeed: rpm	2250		

**KEY FEATURES**

- ABB main circuit breaker: 200 A
- Emergency stop switch
- ATS (automatic transfer switch) receptacle
- Lockable battery isolator switch
- All access/control panel doors lockable
- Heavy duty powder coated canopy
- Drain points for fuel/radiator/engine/base
- Remote run connector
- Deep Sea Electronics: DSE- 7420
- 2x 12V/72AH sealed for life maintenance free battery
- Sound attenuated enclosure
- Vibration isolators between engine/ alternator/base
- Steel base frame with forklifts/drag slots
- Single or dual pick-up centre hitch point
- Analog and digital fuel gauges
- 50°C radiator
- Oil pump on the engine
- Base fuel tank for 24 hrs running
- Breather valve for fuel tank
- Operations manual/specifications



Enclosed power outlet, terminal and sockets



Superior engine




Control switch for easy maintenance




Radiator protection cover



Forklift channel



Deep Sea controller



Double-layer fuel tank



Fuel inlet

\*Pictures are for illustration purposes only  
\*Products may vary in appearance

**ENVIRONMENTAL OPERATING CONDITIONS**

- Installation place: Outdoors or indoors (well ventilated).
- Humidity: Less 90%.
- Ambient temperature: -25°C to 50°C. The coolant heater is needed when the temperature is below 5°C.
- Altitude: Below one thousand (1000) meters above sea level.

**MOTIVE GROUP CAPABILITIES INCLUDE**

- Service
- Project Consultations
- Hybrid Micro Grids
- Repairs
- Earthworks
- CNG (Compressed Natural Gas)
- PLC Management
- Civil Construction
- LPG (Liquefied Petroleum Gas)
- Fabrication
- Engineering services - Electrical
- Cogeneration/CHP
- Installations
- Mechanical
- Civil
- Commissioning



Field Service Maintenance | Power Systems

Sales. Service.

E. sales@motivegroup.com.au

T. (03) 9037 4328

W. motivegroup.com.au



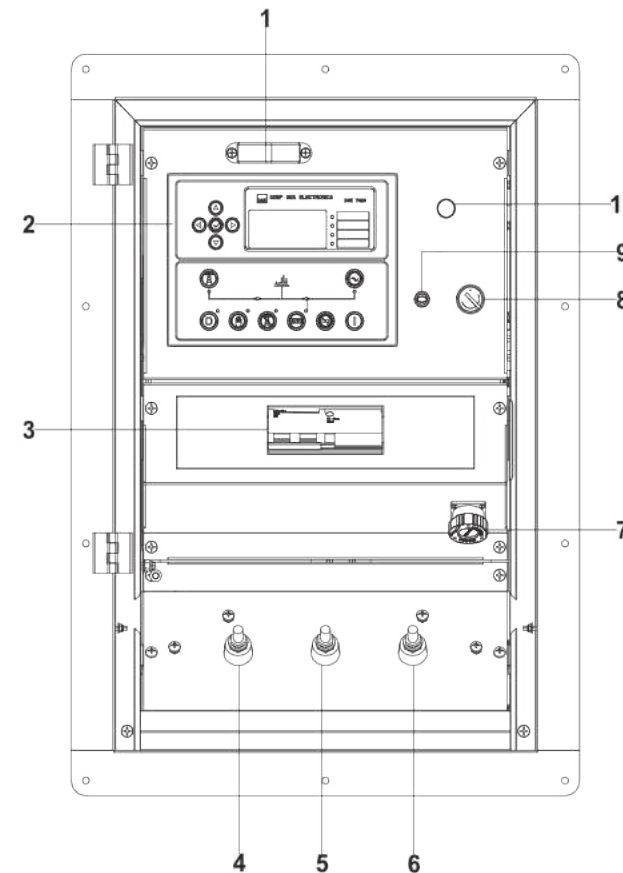
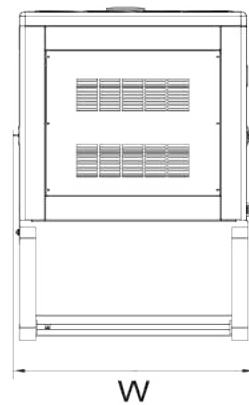
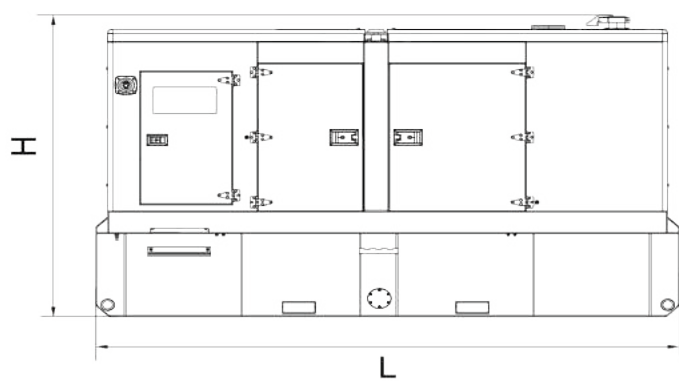
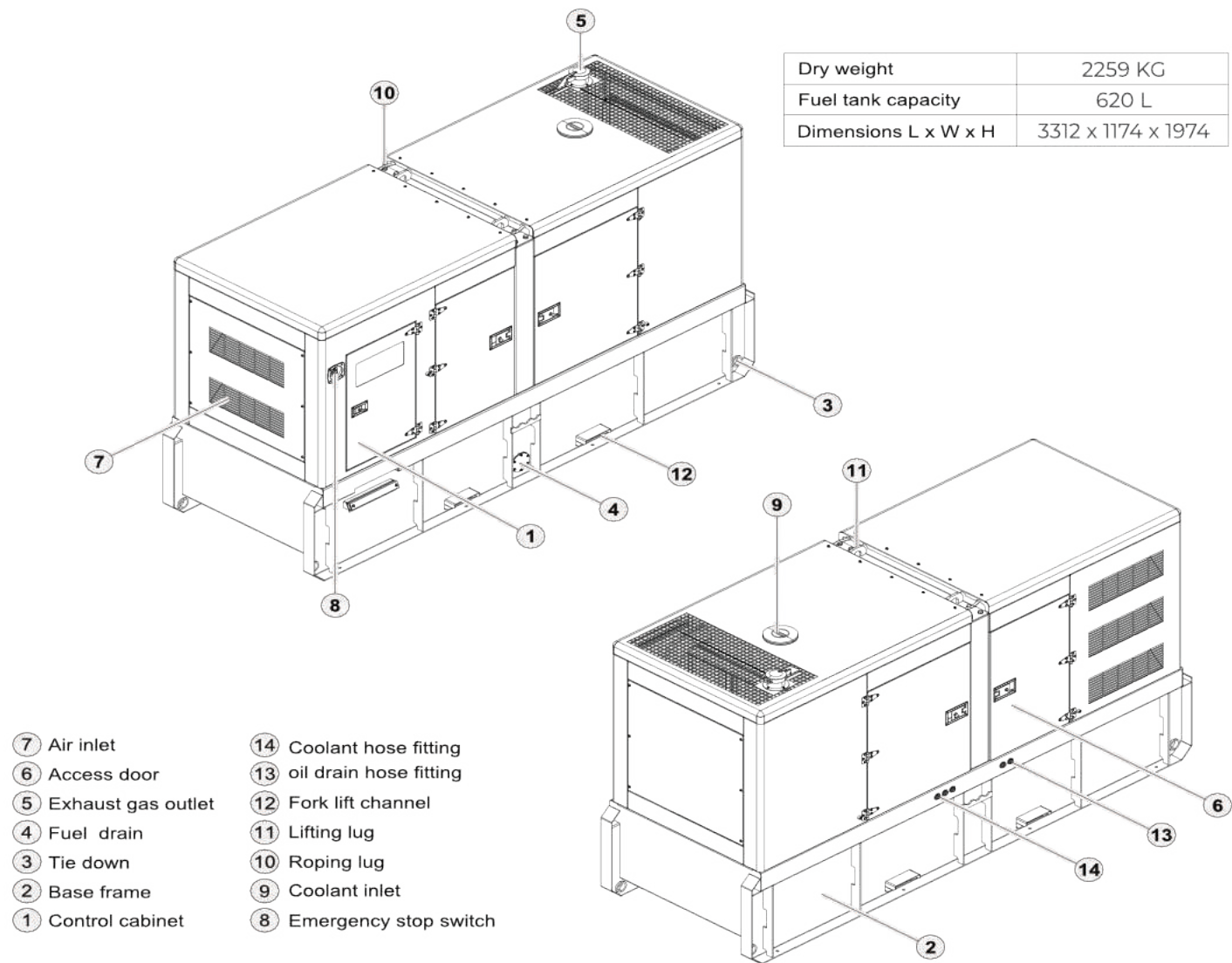
**MOTIVE GROUP**  
POWER SYSTEMS

DESIGN STANDARDS

The designs and the productions are in conformity with:

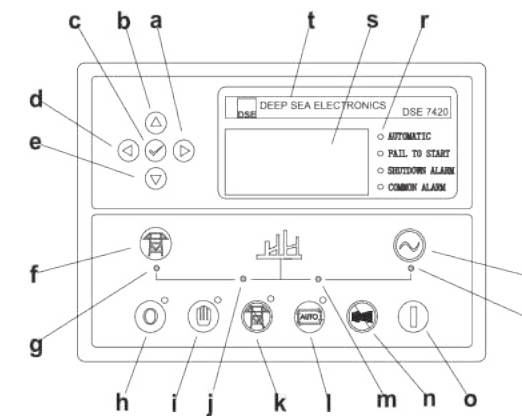
- Conformance Européenne (CE)
- China Compulsary Certification (CCC)
- ISO8528-5:2005
- GB/T2820.5-2009
- AS 3000-2018
- AS 3010.1-2017

Dry weight	2259 KG
Fuel tank capacity	620 L
Dimensions L x W x H	3312 x 1174 x 1974



Control & Field wiring cabinet

Ref.	Description
1	Control cabinet lamp
2	Control module
3	Main circuit breaker
4	Live wire terminals
5	Neutral wire terminal
6	Ground wire terminal
7	Remote run connector
8	Key switch
9	Control cabinet lamp switch
10	Charge indicator



Control module

a	Button (next page)
b	Button (increase value / previous item)
c	Button (accept)
d	Button (previous page)
e	Button (decrease value / next item)
f	Button (transfer the load to the mains supply, when in Manual mode only)
g	Mains supply available LED
h	Stop / Reset button
i	Manual button (Manual control mode)
j	Mains supply on load LED
k	Test button (Test mode)
l	Auto button (Auto mode)
m	Genset on load LED
n	Mute/Lamp test button
o	Start button (Manual)
p	Genset available LED
q	Button (transfer the load to the genset, when in Manual mode only)
r	Alarm LED (4 alarm items)
s	LCD display
t	Control module name

Standby rating: These ratings are applicable for supplying continuous electrical power (at variable load) in the event of a utility power failure. Overload will not be permitted on these ratings. The alternator on this model is peak continuous rated (as defined in ISO 8528-3). Prime rating: These ratings are applicable for supplying continuous electrical power (at variable load) instead of commercially purchased power. There is no limitation to the annual hours of operation and this model can supply 10% overload power for 1-12 hours. Standard Reference Conditions: Standard reference conditions 25°C(77°F) air inlet temp, 100m (328ft) A.S.L 30% relative humidity. Fuel consumption data at full load with diesel fuel, with specific gravity of .85 and conforming to BS2869-1998, Class A2. Note kVA ratings subject to ambient temperature/altitude/site conditions. Engine kW rating may vary +/- 3%. Designed to comply with Australian and European Standards. All of Motive Group Pty Ltd's diesel generators come with a standard 12month/2000hr manufacturers warranty. \*T&C's apply.



Field Service Maintenance | Power Systems

Sales. Service.

E. sales@motivegroup.com.au

T. (03) 9037 4328

W. motivegroup.com.au