



\*Pictures are for illustration purposes only. Products may vary in appearance.

**GENERATOR**

Prime power: kVA/kW	60/48	Base fuel tank running: hrs	27
Standby power: kVA/kW	61/48.8	Fuel tank capacity: L	360
Phase	3	Structure Type	R
Voltage: V	415	Dry weight: Kg	1551
Ampage: A	83	Dimensions: LxWxH	2688 x 1081 x 1759

**ENGINE**

Brand	Cummins	Intake system	Turbocharged
Model	4BTA3.9-G2	Injection type	Direct
Cylinders	4	Cooling system	Water cooled
Displacement: L	3.9	Battery: V	12/24
Bore: mm	102	Fuel tank capacity: L	360
Stroke: mm	120	Coolant capacity: L	20.8
Compression ratio	16.5	Oil capacity: L	9.5
Rated rpm	1500	Air filter	Dry
Engine governor	Mechanical	Noise level @ 7m: dBA	68.1
Standby power: kW	55	Fuel consumption:	---
Prime power: kW	50	50% Load: L/H	6.7
		100% Load: L/H	13.1

**ALTERNATOR**

Brand	Stamford	Voltage: V	415
Model	UCI224E	Ampage: A	83
Exciter	Brushless	Frequency: Hz	50
Terminals	12	Phase	3
Drip proof	IP23	A.V.R model	AS440
Overspeed: rpm	2250		

**KEYFEATURES**

- ABB main circuit breaker: 100 A
- Emergency stop switch
- ATS (automatic transfer switch) receptacle
- Lockable battery isolator switch
- All access/control panel doors lockable
- Heavy duty powder coated canopy
- Drain points for fuel/radiator/engine/base
- Remote run connector
- Deep Sea Electronics: DSE- 7420
- 2x 12V/70AH sealed for life maintenance free battery
- Sound attenuated enclosure
- Vibration isolators between engine/ alternator/base
- Steel base frame with forklifts/drag slots
- Single or dual pick-up centre hitch point
- Analog and digital fuel gauges
- 50°C radiator
- Oil pump on the engine
- Base fuel tank for 27 hrs running
- Breather valve for fuel tank
- Operations manual/specifications



Enclosed power outlet, terminal and sockets



Superior engine



Control switch for easy maintenance




Radiator protection cover



Forklift channel



Deep Sea controller



Double-layer fuel tank



Fuel inlet

\*Pictures are for illustration purposes only. Products may vary in appearance.

**ENVIRONMENTAL OPERATING CONDITIONS**

- Installation place: Outdoors or indoors (well ventilated).
- Ambient temperature: -25°C to 50°C. The coolant heater is needed when the temperature is below 5°C.
- Humidity: Less 90%.
- Altitude: Below one thousand (1000) meters above sea level.

**MOTIVE GROUP CAPABILITIES INCLUDE**

- Service
- Repairs
- PLC Management
- Fabrication
- Installations
- Commissioning
- Project Consultations
- Earthworks
- Civil Construction
- Engineering services
  - Electrical
  - Mechanical
  - Civil
- Hybrid Micro Grids
- CNG (Compressed Natural Gas)
- LPG (Liquefied Petroleum Gas)
- Cogeneration/CHP







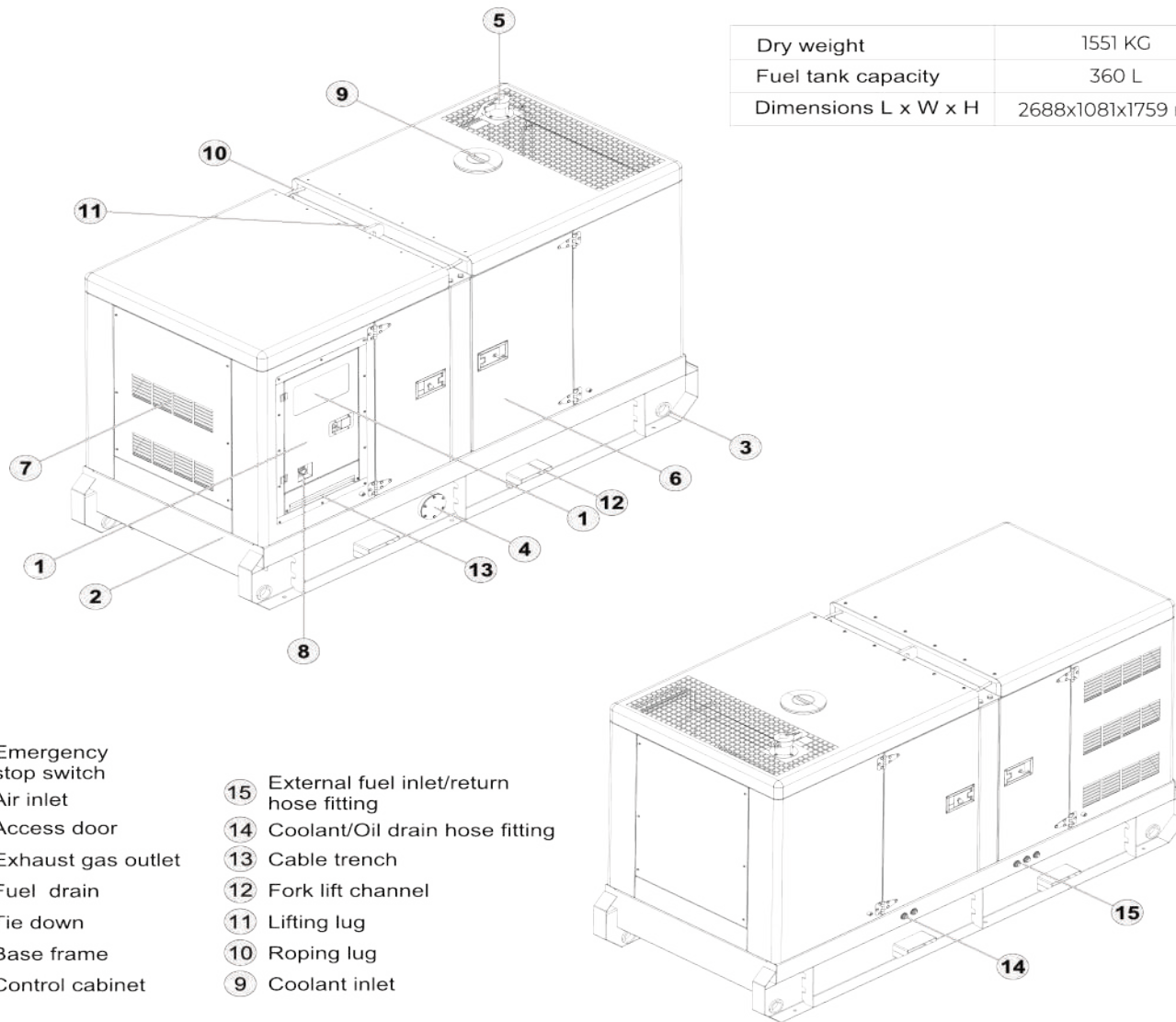
**MOTIVE GROUP**  
POWER SYSTEMS

DESIGN STANDARDS

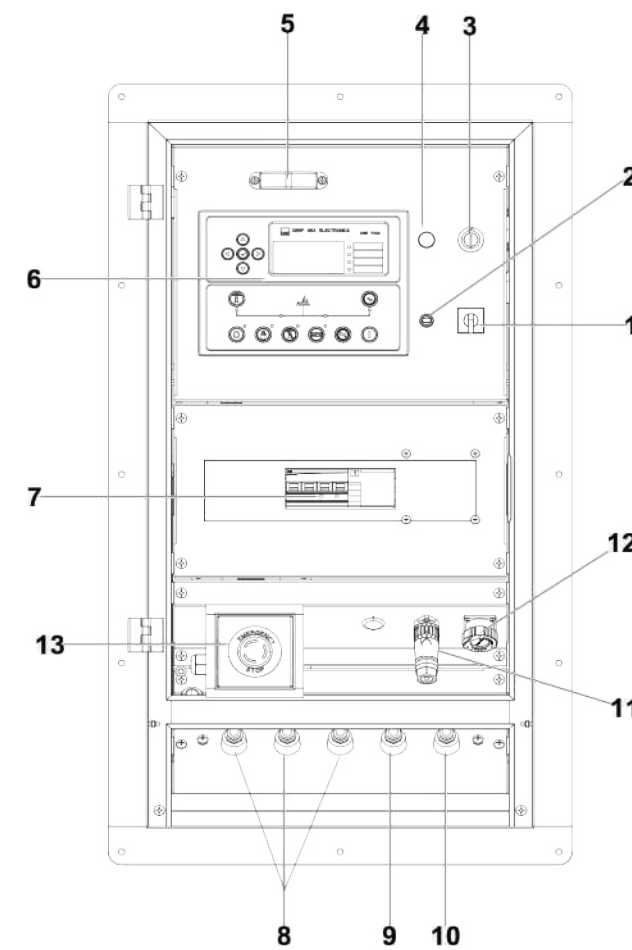
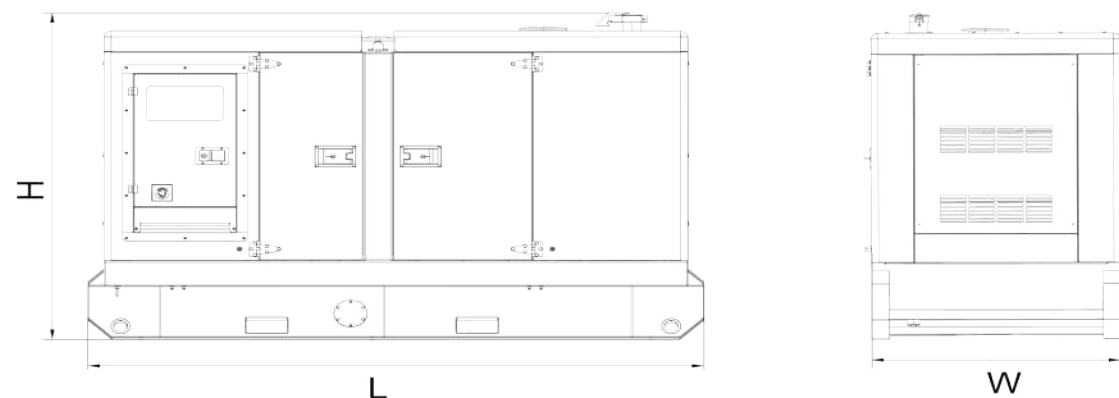
The designs and the productions are in conformity with:

- Conformance Européenne (CE)
- China Compulsary Certification (CCC)
- ISO8528-5:2005
- GB/T2820.5-2009
- AS 3000-2018
- AS 3010.1-2017

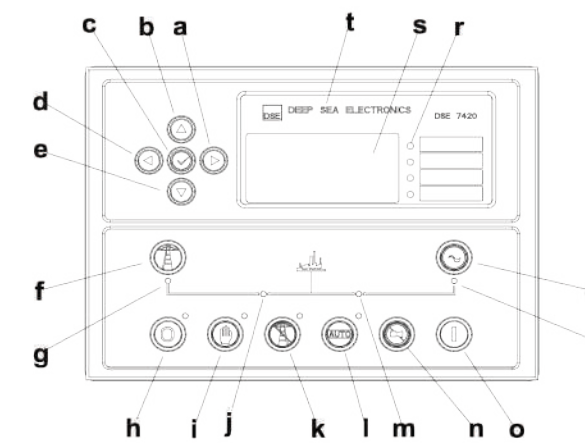
Dry weight	1551 KG
Fuel tank capacity	360 L
Dimensions L x W x H	2688x1081x1759 mm



- 8 Emergency stop switch
- 7 Air inlet
- 6 Access door
- 5 Exhaust gas outlet
- 4 Fuel drain
- 3 Tie down
- 2 Base frame
- 1 Control cabinet
- 15 External fuel inlet/return hose fitting
- 14 Coolant/Oil drain hose fitting
- 13 Cable trench
- 12 Fork lift channel
- 11 Lifting lug
- 10 Roping lug
- 9 Coolant inlet



Control & Field wiring cabinet



Control Panel

Ref.	Description
1	Control cabinet lamp switch
2	Mains input changeover switch
3	Key switch
4	Charge indicator
5	Control cabinet lamp
6	Control module
7	Main circuit breaker
8	Live wire terminals
9	Neutral wire terminal
10	Ground wire terminal
11	Remote communication interface
12	ATS communication interface
13	Emergency stop switch

a	Button (next page)
b	Button (increase value / previous item)
c	Button (accept)
d	Button (previous page)
e	Button (decrease value / next item)
f	Button (transfer the load to the mains supply, when in Manual mode only)
g	Mains supply available LED
h	Stop / Reset button
i	Manual button (Manual control mode)
j	Mains supply on load LED
k	Test button (Test mode)
l	Auto button (Auto mode)
m	Genset on load LED
n	Mute/Lamp test button
o	Start button (Manual)
p	Genset available LED
q	Button (transfer the load to the genset, when in Manual mode only)
r	Alarm LED (4 alarm items)
s	LCD display
t	Control module name

Standby rating: These ratings are applicable for supplying continuous electrical power (at variable load) in the event of a utility power failure. Overload will not be permitted on these ratings. The alternator on this model is peak continuous rated (as defined in ISO 8528-3). Prime rating: These ratings are applicable for supplying continuous electrical power (at variable load) instead of commercially purchased power. There is no limitation to the annual hours of operation and this model can supply 10% overload power for 1-12 hours. Standard Reference Conditions: Standard reference conditions 25°C(77°F) air inlet temp, 100m (328ft) A.S.L 30% relative humidity. Fuel consumption data at full load with diesel fuel, with specific gravity of .85 and conforming to BS2869-1998, Class A2. Note kVA ratings subject to ambient temperature/altitude/site conditions. Engine kW rating may vary +/- 3%. Designed to comply with Australian and European Standards. All of Motive Group Pty Ltd's diesel generators come with a standard 12month/2000hr manufacturers warranty. \*T&C's apply.



Field Service Maintenance | Power Systems

Sales. Service.

E. sales@motivegroup.com.au

T. (03) 9037 4328

W. motivegroup.com.au